



SWIFT



~~~~~  
**Your Home Anywhere**

 **BASE CAMP**





## STEP INTO THE CROSSOVER CAMPING VEHICLE



Basecamp is a sporty, fun and stylish crossover camping vehicle. Designed for life's adventurers, it's the perfect choice for those seeking new experiences and outdoor pursuits away from the crowd.

Compact in size and weighing in from just 932kg (MRO), Basecamp can be towed by smaller cars and is easier to manoeuvre.





# HARDWORKING YET STYLISH EXTERIOR

Built using SMART construction, the Basecamp bodyshell is strong, tough-wearing and well insulated to cope with life off the beaten track.

## **STYLISH ALLOY WHEELS**

Alloy wheels for an even more funky look, with a spare steel wheel in gas locker

## **EXTERNAL POINTS**

Handy shower, gas and electric 230V points, ready for any adventure

## **STABILISER**

AL-KO AKS 3004 stabiliser for even smoother, safer towing

## **SMART CONSTRUCTION**

Built with the UK's leading modern construction system, using 'PURE' timberless framing that's imperious to water

## **VANGO AIRBEAM AWNING**

Expand your living space with an exclusive Vango AirBeam® awning







# AT HOME IN THE WILDERNESS

You can stay connected to Basecamp from your mobile device while out in the wilderness via the Swift Command app, which links you to the all **NEW** onboard Swift Command control system. Simply using Bluetooth if you're close by, or an internet connection if you're remote, you can easily locate your Basecamp, check power levels or even turn on the lights and heating for a welcoming return to camp.



## SWIFT COMMAND

**NEW** Swift Command control panel that monitors and controls the onboard systems via a touch screen panel and a smartphone app, so you can always be in control



## MY SWIFT LIFE

My Swift Life provides owners with a unique personal profile, where you can access information that's specific to your Basecamp. It links you to advanced customer care with direct access to an experienced team, live chat, service history records, reminders and more. For full details visit [swiftbasecamp.co.uk](https://www.swiftbasecamp.co.uk)



## BLOWN AIR HEATING

Powerful Whale blown air heating keeps you warm even when the temperature drops below freezing



## COMMAND TRACKER

For added peace of mind, option to subscribe to Thatcham Category S7 approved pro-active tracker, preinstalled as part of the Swift Command system





# RELAXING

With just the right mix of comfort and convenience Basecamp is full of compact charm. The comfortable light filled lounge is the perfect place to plan your next day's adventure or relax and unwind.



## PANORAMIC WINDOW

Large panoramic opening front window to see even more of the great outdoors



## WIDE REAR DOOR WITH WINDOW

Additional window creates a light and airy interior



## FOLD AWAY SEATING

Aluminium framed front seat bases with curved beech slats for added comfort. They also lift up to store large equipment (except Basecamp 3)



## FOLD AWAY TABLE

Large freestanding table which neatly folds away and has a dedicated storage space



## FLOORING

Practical French Oak effect flooring that is high impact, scratch resistant and easy to clean



## OCEAN INTERIOR SCHEME

Robust, hardwearing fabrics in a fresh blue and grey design with an orange accent







## REFUELING

When you've been out all day working up an appetite, the Basecamp kitchen is a well-equipped refuelling station, allowing you to rustle up anything from a hearty homemade soup to your favourite pasta dish.



### THREE-BURNER GAS HOB

Thetford three-burner gas hob allows you to create a range of quick and easy meals



### OVEN

Duplex Thetford thermostatic full oven and grill complete the onboard cooking appliances



### DOMETIC FRIDGE FREEZER

Dometic (Series 10) 83 litre, electronic ignition fridge with removable freezer compartment provides plentiful storage



### RAPID HOT WATER

Whale dual fuel rapid water heater provides a quick supply of hot water





# RESTING

As another adventurous day draws to an end, Basecamp converts into a cosy haven for a restful night's sleep.



## COMFORTABLE, SPACE-SAVING BEDS

Basecamp 2 seating converts into a large double bed, while Basecamp 3 has a fixed folding double bed. Basecamp 4 seating converts into a large double bed, while the dinette converts into bunk beds



## PLEATED WINDOW BLINDS

Cassette pleated flyscreens and blinds to all windows keep bugs at bay and provide shade and privacy



## TV AERIAL

A roof mounted TV aerial is included for chilled out TV evenings.







# CLEAN UP AND STOW

Clever storage solutions and a well-equipped washroom mean you can keep you and your Basecamp clean and tidy.



## WATER SAVING SHOWERHEAD

The clever Ecocamel Orbit showerhead provides a powerful shower while using less water



## REMOVABLE STORAGE BASKETS

Removable canvas zipped bags provide great storage and can be easily loaded at home for a quick getaway



## EXTRA STORAGE SOLUTIONS

Soft touch wall pads with expandable storage pockets keep belongings neat and tidy



## ANCHOR POINTS

Safely anchor larger equipment when travelling, such as bikes, with the floor mounted tie points





# WHICH BASECAMP IS BEST FOR YOU AND YOUR CREW?



## BASECAMP 2

Fun, fresh, funky – Basecamp 2 is where the journey began, sporting the same contemporary styling and impressive kit as its bigger brothers.



## BASECAMP 3

Built to the same size as Basecamp 4, Basecamp 3 is designed for duos wanting more space and increased comfort.



## BASECAMP 4

Bring more along for the ride with Basecamp 4, this 4-berth model is made for adventurous families.

2



BERTHS

5.10m



LENGTH

1043kg



MTPLM

3



BERTHS

5.59m



LENGTH

1126kg



MTPLM

4



BERTHS

5.59m



LENGTH

1146kg



MTPLM

## BASECAMP 2

- Enjoy a great night's sleep in the large double bed
- Let the outdoors in with Basecamp's wide panoramic front window
- Wide rear door enables bikes and other larger equipment to be loaded with ease

## BASECAMP 3

- Front double foldaway bed, creating extra space when you need it
- Exclusive Duvalay mattress for increased comfort
- Dinette for relaxing mealtimes, which also converts into a single bed for an extra guest

## BASECAMP 4

- Dinette for additional mealtime space, which also converts into a bunk bed
- Fitted with even more storage for essential kit
- Expand your living space with an exclusive Vango AirBeam® awning



# FEATURES

## EXTERIOR & CONSTRUCTION

- European Whole Vehicle Type Approval ensures compliance with strict weight, dimension and safety regulations
- EN1645 Grade 3 classification for heating and thermal insulation confirmed by cold chamber testing
- AL-KO galvanised steel chassis with Euro-axle
- High chassis rating for increased user payload
- Front and rear exterior panel detailing
- SMART construction with GRP body panels
  - Strong, moisture proof 'PURE' polyurethane timber-less framed body shell with polystyrene insulation core and GRP outer skins (25mm in sidewalls, 32mm in roof)
  - Robust balanced panel side walls with GRP outer and inner skin
  - 44mm 'sandwich' floor construction with GRP outer skin, ply upper and high rigidity Ravatherm core
  - Exterior GRP roof, fully bonded for extra strength
  - Sweeping front panel in GRP with flush fitting opening window and exclusive LED front marker lights
- Stylish GRP rear roof spoiler, graphite lower mouldings
- Fuel saving aerodynamic profile with strong ABS front panel with graphite mouldings
- Striking blue graphics scheme
- Exclusive LED rear light clusters, LED high level marker and brake light which provide better visibility in poor weather
- LED side marker running lights
- Half diamond cut Edge alloy wheels
- Shock absorbers for a smoother towing experience
- Steel spare wheel mounted in the gas locker
- High tyre rating - a load margin is included in the tyre specification
- 13-pin Jaeger 12V car connector
- AL-KO overrun device
- AL-KO carabiner breakaway cable
- Lightweight, streamlined 100W solar panel
- 230V exterior mains point socket
- Truma cold water shower point with showerhead
- BBQ point and connector
- Additional lighting above exterior service points
- Through the floor battery box with separate mains inlet (battery not included)
- Bulkhead mounted regulator suitable for use with either propane or butane bottles

- Fully double-glazed opening windows
- Panoramic front opening window
- Wide one-piece exterior door with window, blind, chrome handle, concealed hinges and interior moulded liner with pocket
- Entrance step

## LIVING, RELAXING & SLEEPING

- 1.95m (6'5") headroom
- Ocean soft furnishing scheme
- Oxford Tweed woodgrain and contrasting furniture matches
- Grey French Oak effect, high impact, scratch resistant floor lino
- Seat and backrest ventilation boards (front lounge)
- Aluminium front seat bases with curved beech slats for added comfort
- Fold down double bed with Duvalay mattress (Basecamp 3)
- Fold away bunk bed† (Basecamp 4)
- Wraparound privacy curtain for bunk bed (Basecamp 4)
- Large retained embroidered entrance mat
- Cassette pleated flyscreens and blinds to all windows
- Multi-directional rooflights in kitchen and washroom

† The weight restriction for the upper bunk is 77kg

## COOKING & EATING

- Duplex Thetford thermostatic oven and grill with three-burner gas hob, all with electronic ignition
- Dometic (Series 10) 83 litre under counter fridge with electric ignition and removable freezer compartment with black effect finish and digital controls
- FENIX NTM® kitchen worktops (resistant to scratches, hygienic and easy to clean), underslung stainless steel sink and removable chopping board
- Chrome effect swivel spout kitchen tap
- Cutlery drawer on smooth-action steel runners
- Chrome finish crockery rack
- Freestanding foldaway table with dedicated storage space
- Front lift up coffee table (Basecamp 2 & 4)
- Dinette with removable table (Basecamp 3 & 4)
- Washing up bowl

## WASHING

- Ecocamel Jetstorm showerhead with on/off button for a powerful shower that uses less water
- Chrome effect swivel spout vanity tap
- Thetford toilet with electric flush and 18 litre wheeled waste tank

- Thick washroom door with domestic style lock and handle

## STORAGE

- Locker space with removable canvas zipped storage bags
- Soft touch moulded wall pads with integrated storage pockets
- Positive overhead locker catches for secure loading

## HEATING & UTILITIES

- Exclusive Swift Command control system with **NEW** large 7" LCD colour touchscreen panel with improved user interface and functionality featuring;
  - Simple controls for monitoring and managing:
    - Power
    - Battery selection, battery level meter and power usage
    - 230V AC load limiter (settable between 5 amps & 16 amps)
    - Solar panel charging levels (where fitted)
    - Environment monitoring with internal and external temperature and internal humidity levels
  - Selected lighting control with soft-start dimming

- **NEW** Swift Command app with Bluetooth connectivity when with the vehicle, to manage and monitor key vehicle functions from your mobile device including power and selected lighting
- Swift Command app, to control and monitor when away from your vehicle (subject to Wi-Fi or GSM network coverage)
  - Includes the useful 'Places of Interest' feature including 'Campsites' from the Camping & Caravanning Club and Swift dealership locations
  - View location history along with system information
  - Add Thatcham category S7 tracking from £100 per year
- Dual fuel space saving under-floor Whale heater with blown air central heating
- Whale dual fuel rapid water heater
- High flow rate onboard pump for reliable, high performance water supply
- Onboard semi-rigid fresh water pipes
- Large bore underslung rigid waste pipes
- Isolation taps for gas appliances
- Fully protected mains electric system
- 25 metre mains hook-up cable
- 25 amp switch mode charger/transformer

- Low energy LED lighting throughout interior including LED adjustable spotlights with USB points
- Light to lower bunk bed (Basecamp 4)
- Minimum of four 230V sockets (three mounted into the sink pop-up docking station in Basecamp 2)
- Chrome sockets and switches
- TV aerial
- TV point with 230V, 12V and aerial sockets
- 12V connection adjacent to battery box for increased solar connectivity

## SAFETY & SECURITY

- Convenient one-key high security locks
- Dead lock facility on entrance door for added security
- VIN Chip™ identification system concealed within the construction to deter theft and aid quick recovery
- Swift Command Tracker, a Thatcham Category S7 approved pro-active tracker pre-installed as part of Swift Command system (subject to annual subscription)
- CRiS identity number to windows and caravan chassis
- AL-KO AKS 3004 stabiliser
- Receiver for optional AL-KO Secure wheel lock
- Smoke alarm
- Manual carbon monoxide alarm

## WARRANTY

- Manufacturer-backed 10 year bodyshell warranty

## OPTIONS

### Factory fit

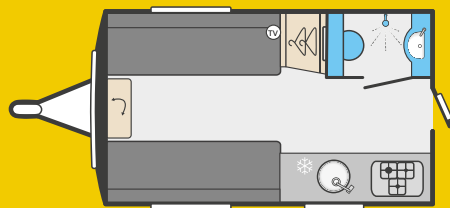
- ATC Trailer control

### Dealer fit

- AL-KO Secure wheel lock
- Swift Command Tracker by Sargent annual subscription
- Weight plate upgrade (model dependent)
- Vango Airbeam® porch awning RVA2
- Tailored Basecamp storage cover with exclusive design
- Yuasa YBX Active Leisure & Marine L36-100 - NCC Class C (model dependent)
- Yuasa YBX Active Leisure & Marine L36-EFB - NCC Class B (model dependent)
- Yuasa YBX Active Leisure & Marine L36-AGM - NCC Class A (model dependent)



# SPECIFICATION AND LAYOUTS



| MODEL                                      | BASECAMP 2                  | BASECAMP 3                  |
|--------------------------------------------|-----------------------------|-----------------------------|
| Berths                                     | 2                           | 3                           |
| Number of axles                            | 1                           | 1                           |
| Internal length (at bed box height)        | 3.42m / 11'3"               | 3.91m / 12'10"              |
| Overall width#                             | 2.28m / 7'6"                | 2.28m / 7'6"                |
| Overall height (including tv aerial)#      | 2.60m / 8'6"                | 2.61m / 8'7"                |
| Maximum internal headroom                  | 1.95m / 6'5"                | 1.95m / 6'5"                |
| Overall length#                            | 5.10m / 16'9"               | 5.59m / 18'4"               |
| Mass in Running Order (includes tolerance) | 932kg / 18.3cwt             | 1000kg / 19.7cwt            |
| MTPLM - (lower limit)                      | 1043kg / 20.5cwt            | 1126kg / 22.2cwt            |
| Total user payload                         | 111kg / 2.2cwt              | 126kg / 2.5cwt              |
| Personal effects                           | 111kg / 2.2cwt              | 126kg / 2.5cwt              |
| Options                                    | 0.0kg / 0.0cwt              | 0.0kg / 0.0cwt              |
| Tyre size                                  | 205/70 R15C 106 R           | 205/70 R15C 106 R           |
| Thermal insulation grade                   | THREE (All year round use)  | THREE (All year round use)  |
| BED SIZES                                  |                             |                             |
| Front double                               | 198cm x 183cm / 6'6" x 6'0" | 198cm x 130cm / 6'6" x 4'3" |
| or front single (nearside)                 | 183cm x 69cm / 6'0" x 2'3"  |                             |
| and font single (offside)                  | 183cm x 69cm / 6'0" x 2'3"  |                             |
| Side bunk (nearside lower)                 |                             | 178cm x 62cm / 5'10" x 2'0" |
| Side bunk (nearside upper)                 |                             |                             |



| BASECAMP 4                  |
|-----------------------------|
| 4                           |
| 1                           |
| 3.91m / 12'10"              |
| 2.28m / 7'6"                |
| 2.61m / 8'7"                |
| 1.95m / 6'5"                |
| 5.59m / 18'4"               |
| 1010kg / 19.9cwt            |
| 1146kg / 22.6cwt            |
| 136kg / 2.7cwt              |
| 136kg / 2.7cwt              |
| 0.0kg / 0.0cwt              |
| 205/70 R15C 106 R           |
| THREE (All year round use)  |
|                             |
| 198cm x 130cm / 6'6" x 4'3" |
|                             |
|                             |
| 178cm x 54cm / 5'10" x 1'9" |
| 178cm x 54cm / 5'10" x 1'9" |

**MASSSES:** The masses are calculated in accordance to EU regulation 1230/2012 and NCC code of practice 304.

1. The Mass in Running Order (MRO) comprises:  
The mass of the empty caravan as supplied by Swift including loose items such as the hook-up cable, kit bag, entrance step, manuals etc.

2. 10kg allowance for LPG

The MRO is calculated with the fresh watertank, toilet flush tank and water heater empty. If you travel with water in the fresh water tank, toilet flush tank and the water heater the payload will reduce accordingly. The personal effects is based on the number of berths and the length of the caravan and includes an allowance of 20kg for a leisure battery.

The Maximum Technical Laden Mass (MTPLM) is the maximum mass allowed when the caravan is fully laden.

**WARNING:** Under no circumstances should the MTPLM be exceeded.

#The dimensions given are approximate due to slight variations in suspension ride heights, loading conditions and tyre pressures

Customers should verify the actual dimensions of their touring caravan before committing to anything that could be impacted by these dimensions.

**Please note:** Any dealer fit options will reduce the overall payload available to the user of the caravan. If you require additional payload it is possible to upgrade the MTPLM to the upper limit. Please contact your caravan dealer for more information.

**LED ROAD LIGHTS:** Certain vehicles may require a secondary fuse box when towing models fitted with LED road lighting.





SWIFT

SMART

# CELEBRATING A DECADE OF EXCELLENCE WITH SMART CONSTRUCTION

As the trailblazer in the leisure vehicle industry, we have consistently raised the bar with our unwavering commitment to research and innovation.

This season, we are thrilled to commemorate a significant milestone - a decade of SMART Construction!

Providing you with peace of mind, SMART is an ingenious blend of materials and construction techniques that guarantee enhanced structural integrity, improved insulation and all-important weather resistance - ensuring your investment will stand the tests of touring and help retain your caravan's residual value.



## STRONG

The strong timberless body frame uses 'PURE', a tough, hard polyurethane based product, that is totally impervious to water and has been proven through use.



## MODERN

SMART uses modern materials produced using cutting-edge technology and has been developed to ensure the exterior profiles maintain the modern desirable looks our caravans are renowned for.



## AERODYNAMIC

We continue to lead the way in aerodynamics using Computational Fluid Dynamics to help shape the bodyshell for better fuel consumption and safer towing.



## RESILIENT

Our GRP outer and inner skins. GRP is more impact resistant than aluminium and can be easily repaired, ensuring long lasting good looks, securing your investment for the future.



## TESTED

Extensive safety and durability testing at the Millbrook track, and cold chamber testing down to minus 15°C and beyond puts prototypes through conditions most products will never have to experience in a lifetime.

## PURe POLYURETHANE FRAMEWORK

The strong timberless body frame uses 'PURe', a tough, hard polyurethane based product that is totally impervious to water, ensuring the longevity of your caravan.

## POLYSTYRENE

For ensured accuracy, lightweight polystyrene is cut to shape using the latest water jet technology. With 22mm polystyrene used in the side walls, and 28mm used in the roof, all Swift caravans meet the Grade 3 thermal properties needed for year-round adventures.

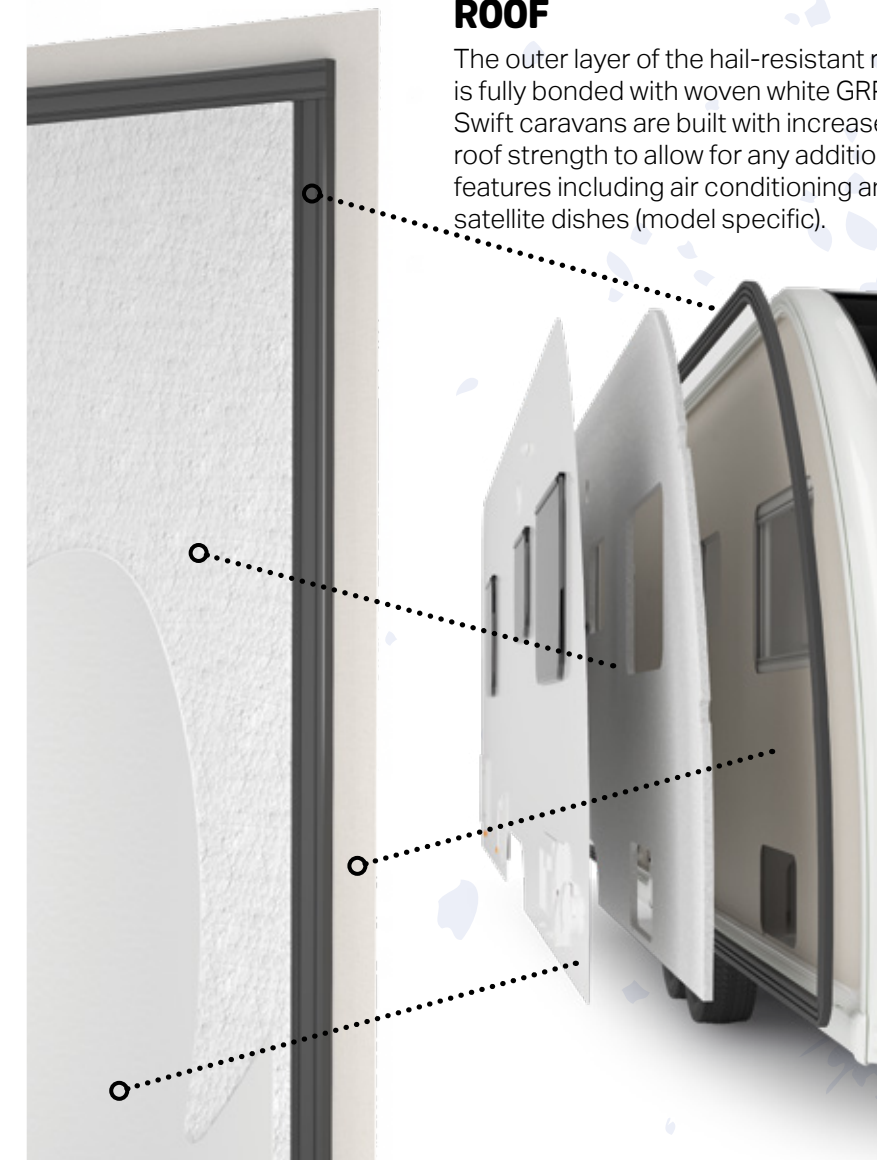

## GRP

Manufactured on-site at Swift, our GRP (Glass Reinforced Plastic) is a robust and resilient material. The outer and inner GRP skins are the same thickness, creating a balanced panel, to allow the caravan to expand and contract in different climatic conditions. Plus, GRP's impact and scratch-resistant qualities ensure long-lasting good looks that in turn help to hold the residual value of your caravan.

Unlike other manufacturers, our GRP inner skin does not use any jointing tape - all Swift caravans have a jointless sealing in the walls, and are embellished with wallpaper finishes.


## ROOF

The outer layer of the hail-resistant roof is fully bonded with woven white GRP. All Swift caravans are built with increased roof strength to allow for any additional features including air conditioning and satellite dishes (model specific).



## FLOOR

Each Swift caravan floor features black woven heavy-duty GRP to the underside which is insulated with 35mm Ravatherm, while the inner layer is manufactured from 9mm marine grade plywood to provide strength to the floor.





# MORE CONTROL WITH SWIFT COMMAND

Available with our Basecamp range, Swift Command monitors and controls the onboard systems via a touch screen panel and a smartphone app, so you can always be in control.

With the convenience of your mobile device, you can access the onboard interface using Bluetooth when near your Basecamp or via your internet connection when remote.

Swift Command enables you to track system levels such as power, temperature, and humidity, and monitor the location of your vehicle. You can even control the heating, activating it for a warm return on colder days.

The app also lets you set up notifications to keep you informed of important functions, such as battery levels, frost alerts and alarm status.

Head to the Apple or Android store and search for 'Swift Command'.



For even greater peace of mind, you can subscribe to the Thatcham Category S7 approved pro-active tracker to add extra security to your vehicle.

Swift Command Tracker by Sargent is monitored by an approved monitoring centre which operates 24 hours a day 7 days a week and provides European coverage and direct police liaison. This system is ready for use, all you need to do is purchase a tracking subscription by visiting [www.swiftcommand.co.uk](http://www.swiftcommand.co.uk) or calling Sargent on 01482 881655.



## LIGHTING

Create just the right ambience onboard with easily adjustable lighting settings.



## POWER

Track your energy use and manage your batteries for efficient use of your all important power services.



## LOCATION AND REMOTE FEATURES

Connect to your leisure vehicle from anywhere to view its systems information and location.

Conveniently control and monitor your onboard services when away from your vehicle.



## WATER

Keep an eye on your precious water levels so you know in good time when to top-up.



## HEATING

Activate whilst out exploring and enjoy the warmth when you get back.







# GET PERSONAL WITH MY SWIFT LIFE

Replacing Connect Direct (our previous customer portal), My Swift Life is now available to all Swift caravan and motorhome owners\*

My Swift Life provides owners with a unique personal profile, where you can access information that's specific to your caravan or motorhome, including; outstanding warranty claims, service information and a direct line into our Swift customer experience team.

Log in to My Swift Life and report faults directly to Swift, enabling us to work together and allowing us to respond more quickly to your needs. Our new platform hosts a variety of information, including product notifications, customer bulletins, product recalls and

upgrades, as well as important notifications about our products and services.


Using My Swift Life, you can also view chargeable orders that have been placed on your behalf, by your Swift dealer or servicing provider, along with any outstanding warranty claims from the date of ownership.

What's more, you'll have access to useful tips and our comprehensive "How To" video library, designed to help you familiarise yourself with your Swift caravan or motorhome.

\* Available to UK registered customers only.

## Join My Swift Life for all this and more!

- Access to useful "How To" video guides
- Access to personalised information 24/7
- Ability to report faults directly to our customer care team
- Authorised claims passed directly to dealer to speed up the warranty process
- Product upgrades notifications
- Live messaging direct into Swift's customer experience retail team, including direct access to tech support
- Upload service history records
- Service history reminders
- Useful bulletins and alerts



## FIND OUT MORE

Scan this QR code to see what My Swift Life has to offer

# JOIN THE COMMUNITY BASECAMP OWNERS GROUP

## GET OUT, DO MORE!

Established in 2017, the Basecamp Owners Group was set up in order to be a friendly and helpful forum for Basecamp owners - and potential Basecamp owners - to share hints, tips, experiences and photos, plus answer any questions.

They don't see themselves as a club, just a friendly Facebook forum!



## JOIN THE GROUP

Scan this QR code to check out the community





# FUN, FRESH, FUNKY!



This brochure does not constitute an offer by Swift Group Limited (Swift). Swift reserves the right to alter specifications and prices at any time as materials and conditions demand. Distributors and dealers sell Swift products on their own account and not as agents of Swift. Accordingly, they have no authority to bind Swift or to make any representation or undertaking whatsoever on behalf of Swift. All props are for photographic purposes only and are not included in the specification. Models shown may be fitted with optional extras. Issued September 2023.



[WWW.SWIFTBASECAMP.CO.UK](http://WWW.SWIFTBASECAMP.CO.UK)

