

Gender Pay Gap Reporting 2024



Swift Group Ltd strives to have a diverse and dynamic workforce. This is the Company's gender pay gap report for the snapshot date of 6 April 2023, at this point Swift Group Ltd employed 1258 employees and 146 of them were women.

Pay information

Mean Gender Gap

-2.98%

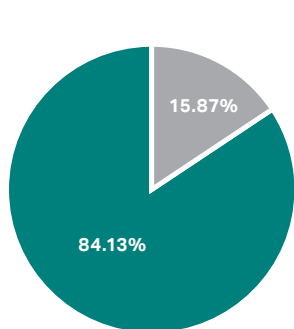
Median Gender Gap

2.52%

Bonus Payment

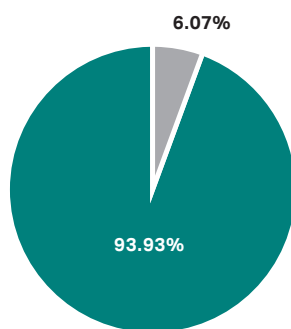
Not applicable, the Company does not pay bonus payments.

Proportion of men and women in each quartile band



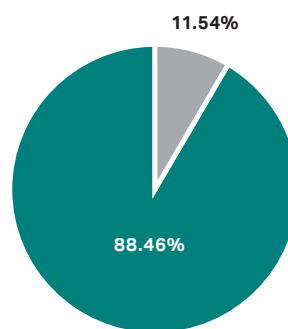
Band A

Includes all employees whose standard hourly rate places them at or below the lower quartile.



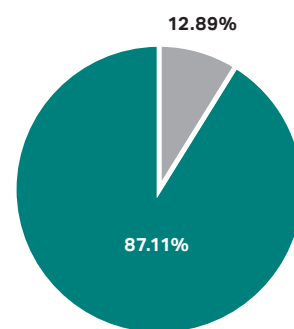
Band B

Includes all employees whose standard hourly rate places them above the lower quartile but at or below the median.



Band C

Includes all employees whose standard hourly rate places them above the median but at or below the upper quartile.



Band D

Includes all employees whose standard hourly rate places them above the upper quartile.



The figures set out above have been calculated using the standard methodologies used in the Equality Act 2010 (Gender Pay Gap Information) Regulations 2017.

Gender Pay Gap Reporting 2024



SWIFT

Encouraging women into manufacturing

Swift have undertaken several initiatives to encourage women into manufacturing and engineering, including apprenticeships and being one of the four founding members of WiME (Women in Manufacturing and Engineering – Yorkshire & Humber Region). We are still active in promoting careers in our region for women in manufacturing and engineering.

Swift Group Ltd is therefore confident that its gender pay gap does not stem from paying men and women differently for the same or equivalent work. Rather its gender pay gap is the result of the roles in which men and women work within the organisation and the salaries that these roles attract.

I, James Turner, Chief Executive Officer, confirm that the information in this statement is accurate.

Signed:

Feb 2024